

D

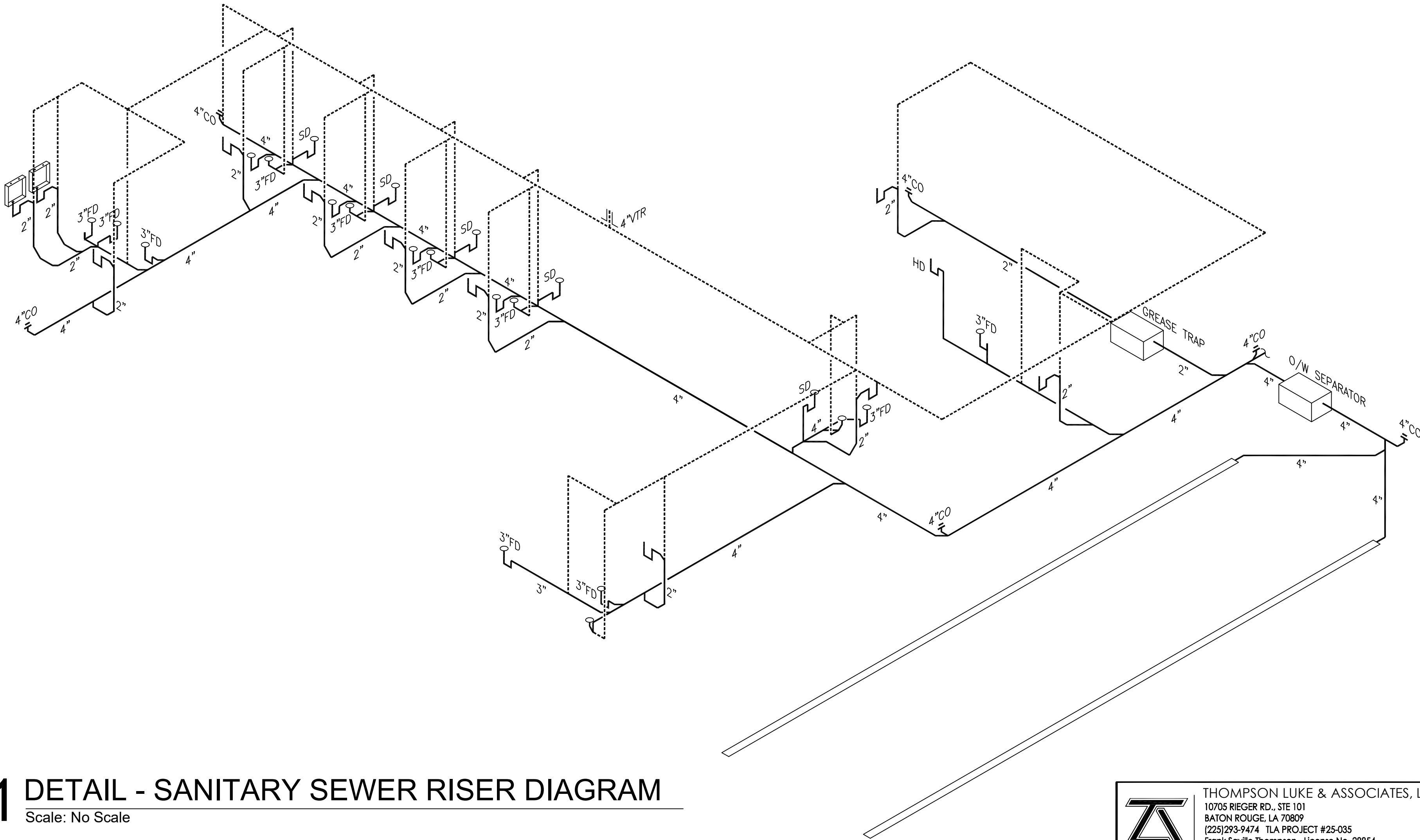
C

B


A

PLUMBING FIXTURE SCHEDULE													
TAG	FIXTURE DESCRIPTION	MANUFACTURER & MODEL NUMBER	TRIM						CONNECTION SIZE				NOTES
			FLUSHVALVE	SEAT	CARRIER	FAUCET	DRAIN	MISCELLANEOUS	CW	HW	SAN.	VENT	
P-1	FLOOR MOUNTED WHITE VITREOUS CHINA WATER CLOSET WITH TOP SPUD AND MANUAL FLUSH VALVE (1.6 GPF); ADA COMPLIANT	AMERICAN STANDARD 3461.001 KOHLER K-4368 ZURN Z5665-BWL	SLOAN MODEL 111 ZURN Z6000	BENEKE 527 SS CHURCH 9500 SSC	--	--	--	--	1"	--	4"	3"	
P-2	FLOOR MOUNTED WHITE VITREOUS CHINA WATER CLOSET WITH TOP SPUD AND MANUAL FLUSH VALVE (1.6 GPF)	AMERICAN STANDARD 2234.001 KOHLER K-4350 ZURN Z5665-BWL	SLOAN MODEL 111 ZURN Z6000	BENEKE 527 SS CHURCH 9500 SSC	--	--	--	--	1"	--	4"	3"	
P-3	20"x18" WHITE VITREOUS CHINA WITH OVERFLOW WALL HUNG LAVATORY WITH 4" CENTER FAUCET HOLES	AMERICAN STANDARD 0124.131 KOHLER K-1729 ZURN Z5344	--	--	JAY R. SMITH 0700-Z ZURN Z1231 JOSAM 17100	AMERICAN STANDARD 7385.003 T&S BRASS B-2711 ZURN Z81000-G	--	1½" CAST BRASS "P" TRAP W/ CLEAN OUT; ⅝" ANGLE STOP SUPPLIES WITH LOOSE KEY STOP	½"	½"	2"	2"	CONTRACTOR SHALL COORDINATE EXACT CONCEALED ARM SUPPORT WALL CARRIER WITH WALL THICKNESS THAT LAVATORY OCCURS ON. PROVIDE TRUEBRO LAV SHIELD.
P-4	20"x17" WHITE VITREOUS CHINA SELF-RIMMING WITH FRONT OVERFLOW COUNTERTOP LAVATORY WITH 4" CENTER FAUCET HOLES	AMERICAN STANDARD 0476.028 KOHLER K-2196 ZURN Z5114	--	--	--	AMERICAN STANDARD 7385.003 T&S BRASS B-2711 ZURN Z81000-G	--	1½" CAST BRASS "P" TRAP W/ CLEAN OUT; ⅝" ANGLE STOP SUPPLIES WITH LOOSE KEY STOP	½"	½"	2"	2"	
P-5	22"x19" SINGLE BOWL STAINLESS STEEL TYPE 304 SINK WITH SINGLE HOLE HIGH GOOSENECK FAUCET	ELKAY LR2219 JUST SL-1921-A-GR	--	--	--	ELKAY LKD2223 JUST JGN-750	ELKAY LK-35 JUST J-35	1½" CAST BRASS "P" TRAP W/ CLEAN OUT; ⅝" ANGLE STOP SUPPLIES WITH LOOSE KEY STOP	½"	½"	2"	2"	
P-6	24"x24"x12" TERRAZZO CORNER MOP SINK WITH 6" DROP FRONT, STAINLESS STEEL BACKPLASH & STAINLESS STEEL THRESHOLD	FIAT TSBC 1610 ACORN TNC-24 STERN WILLIAMS SBC-1700	--	--	--	ZURN Z1996-SF FIAT 830-AA	--	--	½"	½"	3"	2"	PROVIDE HOSE W/BRACKET TO SUPPORT HOSE & MOP HANGER FOR EASY STORAGE OF THE MOP OVER SINK.
P-7	JOB BUILT SHOWER	--	--	--	--	--	2" SHOWER DRAIN	--	½"	½"	2"	2"	SEE NOTES 2,3,&4.
P-8	33"x19" TOP MOUNT SELF RIMMING 18 GA. TYPE 304 STAINLESS STEEL DOUBLE COMP. SINK W/ 3 HOLE FAUCET ON 4" CENTERS	ELKAY LR3319 JUST DL-1933-A-GR	--	--	--	ELKAY LKE4102 JUST J-900	ELKAY LK-35 JUST J-35	1½" CAST BRASS "P" TRAP W/ CLEAN OUT; ⅝" ANGLE STOP SUPPLIES WITH LOOSE KEY STOP	½"	½"	2"	2"	
P-9	SINGLE COMPARTMENT STAINLESS STEEL SINK WITH LEGS	ELKAY WNSF81242 JUST NSFB-124	--	--	--	ELKAY LK940AT10T4S ZURN Z842G4-LSI JUST JS-48-TA1	ELKAY LK-35 JUST J-35	1½" CAST BRASS "P" TRAP W/ CLEAN OUT; ⅝" ANGLE STOP SUPPLIES WITH LOOSE KEY STOP	½"	½"	2"	2"	
FD	CAST IRON FLOOR DRAIN WITH ½" TRAP PRIMER CONNECTION AND ADJUSTABLE SQUARE NICKEL BRONZE STRAINER	JAY R. SMITH 2005 WADE 1100G ZURN Z415S	--	--	--	--	--	--	--	--	3"	2"	FLOOR DRAIN MUST HAVE A TRAP PRIMER.
NOTES: 1. APPROVED MANUFACTURERS: WATTS, ZURN, SLOAN, AMERICAN STANDARD, JAY R. SMITH, WADE, JOSAM, KOHLER, HALSEY TAYLOR, OASIS, ELKAY, JUST, MOEN, OATEY, CENTOCO, POWERS, FRANKIE, ACORN, MURDOCK, SIOUX CHEF, TOTO, DELTA, GROHE, MIFAB, WOODFORD, FIAT, CHICAGO, T&S BRASS, BENEKE, CHURCH. 2. SHOWER TO BE PROVIDED WITH SYMMONS MODEL 96-500-B30-L-V TEMPTROL SHOWER SYSTEM WITH HAND SPRAY. DELTA SHOWER SUPPLIES ARE AN APPROVED EQUAL. 3. PROVIDE SHOWER DRAIN. COORDINATE EXACT SHOWER DRAIN WITH ARCHITECT PRIOR TO ORDER. 4. PROVIDE AND INSTALL SERVICE SINK FAUCET (IN ADDITION TO SHOWER FAUCET AND VALVE), JUST JVB-1200; SPEAKMAN SC-5812; T&S BRASS B-0665-BSTP													

GAS FIRED WATER HEATER SCHEDULE					
MARK	STORAGE CAPACITY	INPUT BTUH	ELECTRICAL SERVICE	MAX. SET TEMP.	REMARKS
WH-1	75 GALLON	100,000	120-1-60	140° (F)	A O SMITH MODEL CYCLONE XI MODULATING BTXL-100 GAS FIRED HIGH EFFICIENCY CONDENSING WATER HEATER: 1/2" GAS LINE REQUIRED, RECOVERY RATE OF 115 GALLONS PER HOUR @ 100 DEGREE RISE, .95 THERMAL EFFICIENCY, 100289339 CONDENSATE NEUTRALIZING KIT, 100111100 PVC CONCENTRIC VENT KIT, WATTS MODEL PLT-12 THERMAL EXPANSION TANK
NOTES: 1. COORDINATE WITH ELECTRICAL PLANS FOR CONTROLS POWER.					



1 DETAIL - SANITARY SEWER RISER DIAGRAM  
Scale: No Scale



THOMPSON LUKE & ASSOCIATES, L.L.C.  
10705 RIEGER RD., STE 101  
BATON ROUGE, LA 70809  
(225)293-9474 TLA PROJECT #25-035  
Frank Saville Thompson - License No. 28854  
Landon David Burns - License No. 46484



Stantec (Formerly Rodley-Blevins & Associates)  
1200 Brickyard Lane, Suite 400  
Baton Rouge, LA 70802  
Tel: 225-765-7400  
www.stantec.com  
Copyright Reserved  
The Contractor shall verify and be responsible for all dimensions. DO NOT scale the drawings. The Contractor shall verify and be responsible for all dimensions. DO NOT scale the drawings. The Contractor shall verify and be responsible for all dimensions. DO NOT scale the drawings. The Contractor shall verify and be responsible for all dimensions. DO NOT scale the drawings.

Consultant

Revision


By

Appd

YYYY/MM/DD

Design Phase Acceptance

Permit/Seal



Client/Project

CITY OF NATCHITOCHES

NEW FIRE STATION NO. 3

NATCHITOCHES, LOUISIANA

Project No.: 222706059

File Name: 25-035 PLUMB - USE THIS ONE RECOVER

Scale:

2025.09.26

Dwn.

Degn.

Chkd.

YYYY/MM/DD

Title

PLUMBING SCHEDULES

Revision:

Sheet: 3 of 5

Drawing No.

P200